

SAINATH EDUCATION TRUST'S

# RAJIV GANDHI COLLEGE OF ARTS COMMERCE & SCIENCE

(Permanently Affiliated to University of Mumbai)

Accredited by NAAC, Grade 'B'



Plot No. 16 /17, Sector-10A  
Vashi, Navi Mumbai - 400 703.  
Tel.: 2788 0817 / 2766 7377  
info@setrgc.edu.in

E-mail : rajivgandhicollege2002@gmail.com

Website : www.setrgc.edu.in

Ref. No. \_\_\_\_\_

Date : 12/10/2023

4.1.2.1 Expenditure for infrastructure development and augmentation  
excluding Salary year wise during the  
last Five years ( INR in Lakhs )

2021-22	2020-21	2019-20	2018-19	2017-18
11.79	0.92	15.37	1.40	7.79



**I/C PRINCIPAL**  
Rajiv Gandhi College of Arts, Commerce & Sciences  
Vashi, Navi Mumbai - 400 703.





**S Pratap Singh & Co**  
**CHARTERED ACCOUNTANTS**

This Certificate has been issued to Sainath Education Trust's Rajiv Gandhi College of Arts, Commerce and Science, Plot No 16/17, Sector 10A, Vashi, Navi Mumbai.

**Certificate for the Expenditure for Infrastructure Development and**

**Augmentation (Excluding Salary )4.1.2.1**

( INR in Lakhs )

Sr. No.	Year	Total Expenditure	Salary Expenditure ( Excluded)	Expenditure for infrastructure development and augmentation
01	2017-18	172.04	103.38	7.79
02	2018-19	175.53	98.07	1.40
03	2019-20	196.10	104.50	15.37
04	2020-21	140.36	98.92	0.92
05	2021-22	195.27	129.58	11.79




  
**I/C PRINCIPAL**  
Rajiv Gandhi College of Arts, Commerce & Sciences  
Vashi, Navi Mumbai - 400 703.





# S Pratap Singh & Co


## CHARTERED ACCOUNTANTS

Sainath Education Trust's Rajiv Gandhi College of Arts, Commerce and Science, Plot No 16/17,  
Sector 10A, Vashi, Navi Mumbai- 400703, Maharashtra

4.1.2 Percentage of expenditure for infrastructure development and augmentation excluding salary during the last five years

Year 1 (2017-18)		
Head of expenditure (for ex. capital expenditure)	Item of expenditure (for ex. construction of building, purchase of new equipments, furniture and fixtures etc.)	Amount (INR in Lakhs)
Fixed Asset - Furniture & Fixtures	Purchase of Chairs, Benches, Cupboard	2.00
Fixed Asset - CCTV Camera	Camera	0.09
Fixed Asset - Mobile Phone	Mobile	0.05
Fixed Asset - Printer	Printers	0.19
Fixed Asset - Computer	Computers, Mouse, Keyboards, Hardware kit	4.13
Fixed Asset - Science Equipments	Lab Instruments	0.72
Total		7.79

Year 2 (2018-19)		
Head of expenditure (for ex. capital expenditure)	Item of expenditure (for ex. construction of building, purchase of new equipments, furniture and fixtures etc.)	Amount (INR in Lakhs)
Fixed Asset - Furniture & Fixtures	White Board	0.14
Fixed Asset - Sound Systems	Sound Speaker	0.39
Fixed Asset - Water Purified	Water Filter	0.03
Fixed Asset - Computer	computer	0.56
Fixed Asset - Science Equipments	Lab Instruments	0.28
Total		1.40



  
**H/O PRINCIPAL**  
Rajiv Gandhi College of Arts, Commerce & Sciences  
Vashi, Navi Mumbai - 400 703.





# S Pratap Singh & Co

## CHARTERED ACCOUNTANTS

### Year 3 ( 2019-20 )



Head of expenditure (for ex. capital expenditure)	Item of expenditure (for ex. construction of building, purchase of new equipments, furniture and fixtures etc.)	Amount (INR in Lakhs)
Fixed Asset - CCTV Camera	Camera installation	0.21
Fixed Asset - Furniture & Fixture	Benches, Chair, Notice Board, Carpet, curtains	1.58
Fixed Asset - Printer	Printer	0.20
Fixed Asset - Projector	Projector stand, cable	0.19
Fixed Asset - Sound Systems	Mike-speaker	0.07
Fixed Asset - Xerox Machine	Xerox Machine	1.17
Construction Work	Construction Work, Ground Work	11.97
Total		15.37

### Year 4 ( 2020-21 )

Head of expenditure (for ex. capital expenditure)	Item of expenditure (for ex. construction of building, purchase of new equipments, furniture and fixtures etc.)	Amount (INR in Lakhs)
Fixed Assets - Laptop	Laptop	0.92
Total		0.92

### Year 5 ( 2021-22 )

Head of expenditure (for ex. capital expenditure)	Item of expenditure (for ex. construction of building, purchase of new equipments, furniture and fixtures etc.)	Amount (INR in Lakhs)
Fixed Assets - Air Conditioners	Air Conditioners	0.50
Fixed Assets - Biometric Maching	Attendance Machine	0.11
Fixed Assest - Computer	CPU, SSD, Mouse	2.74
Fixed Assets - Furniture & Fixtures	Cupboard	0.29
Ground leveiling, soil filling,	Ground Work	8.15
Total		11.79



I/C PRINCIPAL  
Rajiv Gandhi College of Arts, Commerce & Science  
Vashi, Navi Mumbai - 400 703




**SAINATH EDUCATION TRUST'S, RAJIV GANDHI COLLEGE OF ARTS, COMMERCE & SCIENCE**

**FIXED ASSET SCHEDULE AS ON 31ST MARCH-2018**

FIXED ASSET	RATE OF DEPN	WDV AS ON 01/04/2017	ADDITION		TOTAL AMT	DEPN AMT	WDV AS ON 31.03.2018
			MORE THAN 6 MTHS	LESS THAN 6 MTHS			
AIR CONDITIONERS	15%	14,904.70	0.00	0.00	14,904.70	2235.71	12,668.99
BIOMETRIC MACHINE	15%	8,521.17	0.00	0.00	8,521.17	1278.17	7,243.00
COMPUTER	40%	54,028.70	3,32,500.00	50,976.00	4,67,504.70	176806.68	2,90,698.02
CCTV Camera	15%	0.00	9,150.00	0.00	9,150.00	1372.50	7,777.50
FANS	10%	36,880.55	0.00	0.00	36,880.55	3688.06	33,192.50
E- College ERP Software	40%		78,750.00	0.00	78,750.00	31500.00	47,250.00
FURNITURE & FIXTURE	10%	11,09,511.17	2,59,600.00	0.00	13,69,111.17	136911.12	12,32,200.03
LIBRARY BOOKS	15%	7,15,492.00	81,893.00	91,004.00	8,88,389.00	126433.05	7,61,955.95
Mobile Phone	15%	0.00	5,000.00	0.00	5,000.00	750.00	4,250.00
PRINTER	15%	40,902.90	8,480.00	10,800.00	60,182.90	8217.44	51,965.47
PROJECTOR	15%	55,902.38	0.00	0.00	55,902.38	8385.36	47,517.02
SCIENCE EQUIPMENTS	15%	2,51,392.01	72,080.00	0.00	3,23,472.01	48520.80	2,74,951.21
WATER METER ACCOUNT	15%	26,345.67	0.00	0.00	26,345.67	3951.85	22,393.82
WATER PURIFIED	15%	7,196.50	0.00	0.00	7,196.50	1079.48	6,117.02
Xerox Machine	15%	78,440.00	0.00	0.00	78,440.00	11766.00	66,674.00
<b>TOTAL</b>		<b>23,99,517.73</b>	<b>8,77,453.00</b>	<b>1,52,780.00</b>	<b>34,29,750.75</b>	<b>5,62,896.21</b>	<b>28,66,854.52</b>



  
**1/0 PRINCIPAL**  
 Rajiv Gandhi College of Arts, Commerce & Sciences  
 Vashi, Navi Mumbai - 400 703.

  
 President / Vice President  
 Sainath Education Trust's  
 Rajiv Gandhi College of  
 Arts, Commerce & Science  
 Vashi, Navi Mumbai.



SAINATH EDUCATION TRUST'S, RAJIV GANDHI COLLEGE OF ARTS, COMMERCE & SCIENCE							
FIXED ASSET SCHEDULE AS ON 31ST MARCH-2019							
FIXED ASSET	RATE OF DEPN	WDV AS ON 01/04/2018	ADDITION		TOTAL AMT	DEPN AMT	WDV AS ON 31.03.2019
			MORE THAN 6 MTHS	LESS THAN 6 MTHS			
AIR CONDITIONERS	15%	12,668.99	0.00	0.00	12,668.99	1900.35	10,768.64
BIOMETRIC MACHINE	15%	7,243.00	0.00	0.00	7,243.00	1086.44	6,156.55
COMPUTER	40%	2,90,698.02	56,000.00	0.00	3,46,698.02	138679.21	2,08,018.81
			21/07/2018				
CCTV Camera	15%	7,777.50	0.00	0.00	7,777.50	1166.63	6,610.88
FANS	10%	33,192.50	0.00	0.00	33,192.50	3319.25	29,873.25
E- College ERP Software	40%	47,250.00	0.00	0.00	47,250.00	18900.00	28,350.00
FURNITURE & FIXTURE	10%	12,32,200.03	0.00	13,788.00	12,45,988.03	123909.40	11,22,078.63
				14/03/2018			
LIBRARY BOOKS	15%	7,61,955.95	65,021.00	70,757.00	8,97,733.95	129353.32	7,68,330.63
			30/09/2018	28/02/2019			
Mobile Phone	15%	4,250.00	0.00	0.00	4,250.00	637.50	3,612.50
PRINTER	15%	51,965.47	0.00	0.00	51,965.47	7794.82	44,170.65
PROJECTOR	15%	47,517.02	0.00	0.00	47,517.02	7127.55	40,389.47
SCIENCE EQUIPMENTS	15%	2,74,951.21	0.00	28,350.00	3,03,301.21	43368.93	2,59,932.28
			00/01/1900	30/01/2019			
WATER METER ACCOUNT	15%	22,393.82	0.00	0.00	22,393.82	3359.07	19,034.75
WATER PURIFIED	15%	6,117.02		2,900.00	9,017.02	1135.05	7,881.97
				22/02/2019			
Sound System	10%	0.00	38,550.00		38,550.00	3855.00	34,695.00
			27/07/2018				
Xerox Machine	15%	66,674.00	0.00	0.00	66,674.00	10001.10	56,672.90
<b>TOTAL</b>		<b>28,66,854.53</b>	<b>1,59,571.00</b>	<b>1,12,895.00</b>	<b>31,42,220.53</b>	<b>4,95,593.63</b>	<b>26,46,626.90</b>



**I/C PRINCIPAL**  
 Rajiv Gandhi College of Arts, Commerce & Sciences  
 Vashi, Navi Mumbai - 400 703

**President / Vice President**  
 Sainath Education Trust's  
 Rajiv Gandhi College of  
 Arts, Commerce & Science  
 Vashi, Navi Mumbai




**SAINATH EDUCATION TRUST'S, RAJIV GANDHI COLLEGE OF ARTS, COMMERCE & SCIENCE**

**FIXED ASSET SCHEDULE AS ON 31ST MARCH-2020**

FIXED ASSET	RATE OF DEPN	WDV AS ON 01/04/2019	ADDITION		TOTAL AMT	DEPN AMT	WDV AS ON 31.03.2020
			MORE THAN 6 MTHS	LESS THAN 6 MTHS			
AIR CONDITIONERS	15%	10,768.64	0.00	0.00	10,768.64	1615.30	9,153.35
BIOMETRIC MACHINE	15%	6,156.55	0.00	0.00	6,156.55	923.47	5,233.07
COMPUTER	40%	2,08,018.81		0.00	2,08,018.81	83207.52	1,24,811.29
CCTV Camera	15%	6,610.88	0.00	21,146.00	27,756.88	2577.58	25,179.29
				16/10/2029			
FANS	10%	29,873.25	0.00	0.00	29,873.25	2987.33	26,885.93
E- College ERP Software	40%	28,350.00	0.00	0.00	28,350.00	11340.00	17,010.00
FURNITURE & FIXTURE	10%	11,22,078.63	1,52,500.00	5,000.00	12,79,578.63	127707.86	11,51,870.76
			09/08/2019	11/02/2020			
LIBRARY BOOKS	15%	7,68,380.63	21,605.00	44,183.00	8,34,168.63	121811.57	7,12,357.06
			26/08/2019	28/02/2020			
Mobile Phone	15%	3,612.50	0.00	0.00	3,612.50	541.88	3,070.63
PRINTER	15%	44,170.65	19,500.00		63,670.65	9550.60	54,120.05
			17/06/2019				
PROJECTOR	15%	40,389.47	9,720.00	8,900.00	59,009.47	8183.92	50,825.55
			17/06/2019	13/11/2019			
SCIENCE EQUIPMENTS	15%	2,59,932.28			2,59,932.28	38989.84	2,20,942.44
WATER METER ACCOUNT	15%	19,034.75	0.00	0.00	19,034.75	2855.21	16,179.53
WATER PURIFIED	15%	7,881.97			7,881.97	1182.30	6,699.67
Sound System	10%	34,695.00	6,500.00		41,195.00	4119.50	37,075.50
			06/06/2019				
Xerox Machine	15%	56,672.90	1,16,820.00	0.00	1,73,492.90	26023.94	1,47,468.97
			27/09/2020				
<b>TOTAL</b>		<b>26,46,626.90</b>	<b>3,26,645.00</b>	<b>79,229.00</b>	<b>30,52,500.90</b>	<b>4,43,617.82</b>	<b>26,08,883.07</b>



  
**I/C PRINCIPAL**  
 Rajiv Gandhi College of Arts, Commerce & Sciences  
 Vashi, Navi Mumbai - 400 703

  
 President / Vice President  
 Sainath Education Trust's  
 Rajiv Gandhi College of  
 Arts, Commerce & Science  
 Vashi, Navi Mumbai.



**SAINATH EDUCATION TRUST'S,RAJIV GANDHI COLLEGE OF ARTS, COMMERCE & SCIENCE**

**Income & Expenditure Account for the year ended as 31st March-2020**

Financial Period		Financial Period	
2019-20		2019-20	
Expenditure	Amt.(Rs.)	Income	Amt.(Rs.)
To University Shares Payment (As Per Shedule 1A)	239341.00	By Regular Fee (As Per Shedule 1)	19138242.00
To 2019-20 Fees Concession A/c	23900.00	By Fine	265200.00
To Advertisement Exp	81164.00	By Internal- Regular/ ATKT Exam Fee	3480420.00
To Affiliation Fee A/c	157000.00	By Internal Revaluation/ Photocopy Fee	169180.00
To Annual State Level Contribution- UOM	33624.00	By TC Receipt	9500.00
To Audit Fee	55000.00	By TY / M.Com Exam Fees	1723910.00
To Bank Charges	10074.28	By TYIM Com Reval/Photocopy Fee	70145.00
To C.A. Exam Exp.	1189753.00	By Unfair Means Fees	2300.00
To CHB Salary	67500.00	By 2019-20 Admsn Cancel / Transfer Receipt	85800.00
To College Development Exp	1197145.00	By Balance Writeoff	10000.00
To Computer Exp	48908.00	By Bonafide Certificate Receipt	3530.00
To Conveyance & Travelling Exp	63339.00	By Conference & Research Paper Regist. Fees(Inc)	57500.00
To Conveyance & Travelling - Guest	35300.00	By Duplicate / Conversion of Marksheet	16800.00
To Depreciation	413617.83	By Exam Fee	1919420.00
To Electricity Charge Exp	269600.00	By Fees Received 2016-17 and Before	9845.00
To Eligibility Fee Paid-UOM	15000.00	By Interest Received	108712.75
To Enrollment Fee Paid - UOM	113800.00	By Library Fine A/c	4237.00
To External Examiner Moderation Remuneration	31530.00	By NOC Receipt	1900.00
To Facilitation Charges (UOM)	9000.00	By Other Income	8431.00
To Fee Refund 19-20	74024.00	By Prarambh Donation Received	25000.00
To Function & Festival Exp	259361.00	By Prarambh Fee	
To Guest - Welfare Exp.	1117.00	By Railway Concession	1880.00
To Internal Exam Remuneration	768171.00	By Sale of Admission Form	276370.00
To Internet Charges Exp	17300.00	By Sale of Scrap	956.00
To Labour Charges	171468.00	By S/W 2019-20 Income	
To Lab./ Practical Exp	74785.00	By Transcript Fee	7000.00
To Legal & Postage Exp	5634.00	By T.Y./ Univ. Exam Remuneration	9329.00
To Library Exp	21953.00	By UOM Examination Xerox Charges	167400.00
To Medical Exp	520.00		
To Miscil. Exp	35739.00		
To Newspaper & Periodical Exp	22203.00		
To NSS - Ekak Yojana Paid - UOM	14740.00		
To P.F. Admin Charges	64188.00		
To PF Payable Employer Shares	770034.00		
To Print & Stat. Exp	485934.00		
To Professional Fee Exp	77520.00		
To Railway Concession Exp	500.00		
To Rates & Taxes	175.00		
To Rep. & Maint	310074.00		
To Research Paper Registration Fee ( Exp)	6201.77		
To Safety & Security Exp	79437.00		
To Salary Non-Teaching Other	39115.00		
To Salary Non-Teaching Staff A/c	2329928.00		
To Salary Teaching Staff A/c	8014398.00		
To Seminar/workshop Registration Fees	28160.00		
To SMS Charges	20000.00		
To Sports Contribution Fee Paid - UOM	88440.00		
To Staff Welfare Exp	52548.00		
To Student Insurance Exp	70847.00		
To Sweeping & Cleaning Exp	202197.00		
To Telephone Exp	68778.00		
To TY/M Com Exam/Rev/Phot Payment	1234650.00		
To TY Result/SGPA Fine	3000.00		
To TY/ UOM Exam Remuneration Paid	9329.00		
To Uniform Expenses	2850.00		
To Univ. Sports & Cultu. Activity Fee Paid - UOM(M.Co)	1752.00		
To Water Charges	13541.00		
To W/off	-43.00		
To Workshop / Seminar Exp	79862.00		
To Yearly Affiliation Fee	6000.00		
To <b>Nett Profit</b>	<b>7962580.89</b>		
<b>Total</b>	<b>2,76,73,007.76</b>	<b>Total</b>	<b>2,76,73,007.76</b>

The Above Financial Statement to the best of our belief contains a true account of the Income & expenditure of the trust.

As per our separate report of even date.

For,

S. Pratap Singh & Co.  
Chartered Accountants

S P Singh  
(Partner)

Date:28/09/2020

Place: Navi Mumbai



For  
SAINATH EDUCATION TRUST

**President / Vice President**  
**Sainath Education Trust's**  
**Rajiv Gandhi College of**  
**Arts, Commerce & Science**  
**Vashi, Navi Mumbai.**



**B**


**I/C PRINCIPAL**  
**Rajiv Gandhi College of Arts, Commerce & Sciences**  
**Vashi, Navi Mumbai - 400 703**



SAINATH EDUCATION TRUST'S, RAJIV GANDHI COLLEGE OF ARTS, COMMERCE & SCIENCE							
FIXED ASSET SCHEDULE AS ON 31ST MARCH-2021							
FIXED ASSET	RATE OF DEPN	WDV AS ON 01/04/2020	ADDITION		TOTAL AMT	DEPN AMT	WDV AS ON 31.03.2021
			MORE THAN 6 MTHS	LESS THAN 6 MTHS			
AIR CONDITIONERS	15%	9,153.34			9,153.34	1373.00	7,780.34
BIOMETRIC MACHINE	15%	5,233.07			5,233.07	784.95	4,448.11
COMPUTER	40%	1,24,811.28			1,24,811.28	49924.51	74,886.77
CCTV Camera	15%	25,179.30			25,179.30	3776.90	21,402.41
FANS	10%	26,885.92			26,885.92	2688.59	24,197.33
E- College ERP Software	40%	17,010.00			17,010.00	6804.00	10,206.00
FURNITURE & FIXTURE	10%	11,51,870.76			11,51,870.76	115187.08	10,36,683.68
LIBRARY BOOKS	15%	7,12,357.06		6,396.00	7,18,753.06	107333.26	6,11,419.80
Mobile Phone	15%	3,070.63		16/02/2021	3,070.63	460.59	2,610.04
LAPTOP	40%	0.00	86,119.00	5,590.00	91,709.00	35565.60	56,143.40
PRINTER	15%	54,120.05	16/09/2020	23/10/2020	54,120.05	8118.01	46,002.04
PROJECTOR	15%	50,825.55			50,825.55	7623.83	43,201.72
SCIENCE EQUIPMENTS	15%	2,20,942.44			2,20,942.44	33141.37	1,87,801.07
WATER METER ACCOUNT	15%	16,179.53			16,179.53	2426.93	13,752.60
WATER PURIFIED	15%	6,699.67			6,699.67	1004.95	5,694.72
Sound System	10%	37,075.50			37,075.50	3707.55	33,367.95
Xerox Machine	15%	1,47,468.97			1,47,468.97	22120.35	1,25,348.62
<b>TOTAL</b>		<b>26,08,883.07</b>	<b>86,119.00</b>	<b>11,986.00</b>	<b>27,06,988.07</b>	<b>4,02,041.47</b>	<b>23,04,946.60</b>



  
**V/C PRINCIPAL**  
 Rajiv Gandhi College of Arts, Commerce & Sciences  
 Vashi, Navi Mumbai - 400 703.

  
 President / Vice President  
 Sainath Education Trust's  
 Rajiv Gandhi College of  
 Arts, Commerce & Science  
 Vashi, Navi Mumbai.



**SAINATH EDUCATION TRUST'S, RAJIV GANDHI COLLEGE OF ARTS, COMMERCE & SCIENCE**

FIXED ASSET	RATE OF DEPN	WDV AS ON 01/04/2021	FIXED ASSET SCHEDULE AS ON 31ST MARCH-2022		TOTAL AMT	DEPN AMT	WDV AS ON 31.03.2022
			ADDITION				
			MORE THAN 6 MTHS	LESS THAN 6 MTHS			
AIR CONDITIONERS	15%	7,780.34	49,500.00		57,280.34	8592.05	48,688.29
			18/10/2021				
BIOMETRIC MACHINE	15%	4,448.11	11,300.00		15,748.11	2362.22	13,385.89
			05/07/21				
COMPUTER	40%	74,886.77	1,13,550.00	1,60,600.00	3,49,036.77	107494.71	2,41,542.06
			25,950.00	58,400.00			
			31/05/2021	28/10/2021			
			29,200.00	29,200.00			
			07/01/2021	12/07/2021			
			58,400.00	58,400.00			
			20/08/2021	28/02/2022			
				10,000.00			
				03/10/2022			
				4,600.00			
				03/05/2022			
CCTV Camera	15%	21,402.41			21,402.41	3210.36	18,192.05
FANS	10%	24,197.33			24,197.33	2419.73	21,777.60
E- College ERP Software	40%	10,206.00			10,206.00	4082.40	6,123.60
Fees Cloud Base Software	40%	-	1,03,500.00	-	1,03,500.00	41400.00	62,100.00
			07/02/2021				
FURNITURE & FIXTURE	10%	10,36,683.68	29,000.00		10,65,683.68	106568.37	9,59,115.31
			20/08/2021				
LIBRARY BOOKS	15%	6,11,419.80	320.00	7,944.00	6,19,683.80	92356.77	5,27,327.03
			16/9/2021	17/12/2021			
Mobile Phone	15%	2,610.04			2,610.04	391.50	2,218.54
LAPTOP	40%	56,143.40			56,143.40	22457.36	33,686.04
PRINTER	15%	46,002.04			46,002.04	6900.31	39,101.73
PROJECTOR	15%	43,201.72			43,201.72	6480.26	36,721.46
SCIENCE EQUIPMENTS	15%	1,87,801.07			1,87,801.07	28170.16	1,59,630.91
WATER METER ACCOUNT	15%	13,752.60			13,752.60	2062.89	11,689.71
WATER PURIFIED	15%	5,694.72			5,694.72	854.21	4,840.51
Sound System	10%	33,367.95			33,367.95	3336.80	30,031.15
Xerox Machine	15%	1,25,348.62			1,25,348.62	18802.29	1,06,546.33
<b>TOTAL</b>		<b>23,04,946.60</b>	<b>3,07,170.00</b>	<b>1,68,544.00</b>	<b>27,80,660.60</b>	<b>457942.39</b>	<b>23,22,718.21</b>



*(Signature)*

President / Vice President  
Sainath Education Trust's  
Rajiv Gandhi College of  
Arts, Commerce & Science  
Vashi, Navi Mumbai.



**I/C PRINCIPAL**  
Rajiv Gandhi College of Arts, Commerce & Sciences  
Vashi, Navi Mumbai - 400 703.



SAINATH EDUCATION TRUST'S, RAJIV GANDHI COLLEGE OF ARTS, COMMERCE & SCIENCE				
Income & Expenditure Account for the year ended as 31st March-2022				
Financial Period	2021-22	Financial Period		2021-22
Expenditure	Amt.(Rs.)	Income		Amt.(Rs.)
To Advertisement Exp	15000.00	By Fine/Late Fee		9700.00
To Affiliation Fee A.Y. 2021-22	70000.00	By Internal ATKT I,II,III,IV		299340.00
To Audit Fees	76700.00	By Internal Regular Exam I, II,III,IV		1622332.00
To Bank Charges	532.08	By Regular Fee:-		17620984.00
To Computer / Software Exp	33232.00	Admission Fee - Income	271200.00	
To Conveyance & Travelling Exp.	129090.00	Alumni Fee - Income	33900.00	
To Depreciation	457942.39	Computer Practicals Fee - Income	668000.00	
To Electricity Charges Exp	145800.00	Diaster Fund Fee - Income	13560.00	
To Enrollment & Eligibility Fee (Old)	1600.00	Document Verification- Income	17600.00	
To Facilitation Charges	4500.00	E - Charges Fee - Income	27120.00	
To Fee Refund - 2021-22	15088.00	Enrollment / Registration Fee - Income	123585.00	
To Function & Festivals A/c	176515.00	E - Suvidha Fee - Income	67800.00	
To Ground Leveling,Soil Filling Exp	814550.00	Exam Fee - Income	1749275.00	
To Internal Exam Remuneration	873554.00	Gymkhana Fee - Income	542400.00	
To Internet Charges Exp	165204.00	I Card / Library Card Fee - Income	339000.00	
To Laboratory / Practical Exp	16013.00	Industrial Visit Fee - Income	224000.00	
To Labour Charges	33720.00	Insurance Fee - Income	54240.00	
To Legal & Postage Charges	1360.00	Lab Fee - Income	1082600.00	
To Library Expenses	6307.00	Library Fee-Income	557400.00	
To Mask, Sanitizer Exp	22000.00	Magazine Fee - Income	135600.00	
To Medical Exp.	6505.00	Marksheet Fee - Income	2200.00	
To Minore Research Exp Paid	18000.00	N.S.S. Fee - Income	27120.00	
To Miscel Expenses	22049.00	Other Fee - Income	339000.00	
To News Paper & Periodicals	14420.00	Practice / Prelim Other Fee - Income	2137900.00	
To PF Admin Charges	54466.00	Project Fees - Income	512950.00	
To PF Payable Employer Shares	653608.00	Sports & Culture Fee - Income	41214.00	
To Printing & Stationery Exp.	223754.00	TC Fee - Income	173200.00	
To Professional Fee	80740.00	Tution Fee - Income	8114000.00	
To Repairs & Maintaince	221655.00	Utility Fee - Income	339000.00	
To Research Paper Book Publishing Charges	98300.00	VC Fee - Income	27120.00	
To Safety & Security Charges	66080.00			
To Salary Non- Teaching Staff A/c	4504944.00	By T.Y. / M. Com Univ ATKT Exam		41730.00
To Salary Teaching Staff A/c	8453679.00	By T.Y. / M. Com Univ. Exam		1392785.00
To Seminar / Workshop / Orientation Registration Fee	3850.00	By 1010Prospectus Fees		59900.00
To SMS Charges Exp.	22000.00	By 2016-17 and Before Fee Received		410.00
To Sports & Cultural Activity Expenses	4390.00	By Admission Cancel Fee Income		33428.00
To Staff Welfare	120823.00	By Bonafide / Character Certificate		2200.00
To Staff Welfare - Guest	14318.00	By Document Verification - Manual		400.00
To Student Insurance Payment Fee	64003.00	By Duplicate Result / Conversion Charges A/c		21000.00
To Students Fee Concession FY 2020-21	59491.00	By Eligibility Status Verification Charges		6500.00
To Sweeping & Cleaning Charges	325671.00	By Excess / Short Receipt		9804.00

  
**I/C PRINCIPAL**  
 Rajiv Gandhi College of Arts, Commerce & Science  
 Vashi, Navi Mumbai - 400 703





To Telephone Bill Exp.	27170.00	By Interest Received	26468.00
To Trophy & Momentos	14200.00	By Internal / TY Exam Form	22190.00
To TY / M. Com Exam Fee Paid	839730.00	By Internet Charges Payable Writeoff	13767.00
To TY UOM Exam Remuneration Paid	30260.00	By Library - No Dues Receipt	26980.00
To UOM - Fine	3050.00	By Minor Research Income	18000.00
To UOM Shares Paid- Annual State Level Contribution	30912.00	By Noc Receipt	2020.00
To UOM Shares Paid - D Fund Fee	13550.00	By Research Paper Publication Receipt	81600.00
To UOM Shares Paid - E Charges Fee	13550.00	By Sale of Admission Form	212950.00
To UOM Shares Paid - Eligibility Fee	6000.00	By Sale of Scrap	4000.00
To UOM Shares Paid - Enrollment Fee	82200.00	By TC Receipt Manual	12800.00
To UOM Shares Paid - E- Suidha Fee	67750.00	By Transcript Receipt	3000.00
To UOM Shares Paid - Internal Exam Shares	150102.00	By UOM Receipt	4650.00
To UOM Shares Paid - NSS Ekak Yojana Fee	13550.00	By UOM Remuneration Received	349238.00
To UOM Shares Paid - NSS Registration Fee	12880.00	By Webinar/ Conference / Seminar Registraion Fee	2800.00
To UOM Shares Paid - P.G Registration Fee	30525.00		
To UOM Shares Paid - Sports Contribution Fee	40650.00		
To UOM Shares Paid - Univ. Sports Cultural Activity	1608.00		
To UOM Shares Paid - Vice Chancellor's Fee	27100.00		
To Viva Remuneration	2800.00		
To Water Charges	6842.00		
To Webinar / Workshop Expenses	6715.00		
To W/off	21.00		
To Yearly Affiliation Fee	6000.00		
To Zoom / Online Application Charges	9063.00		
To <b>Nett Profit</b>	<b>2373294.53</b>		
<b>Total</b>	<b>2,19,00,976.00</b>	<b>Total</b>	<b>2,19,00,976.00</b>

The Above Financial Statement to the best of - our belief contains a true account of the Income & expenditure of the trust.

As per our separate report of even date.

For,

S. Pratap Singh & Co.  
Chartered Accountants

S P Singh  
(Partner)

Date:16/06/2022

Place: Navi Mumbai



For  
SAINATH EDUCATION TRUST

President / Vice President  
Sainath Education Trust's  
Rajiv Gandhi College of  
Arts, Commerce & Science  
Vashi, Navi Mumbai.



I/C PRINCIPAL  
Rajiv Gandhi College of Arts, Commerce & Sciences  
Vashi, Navi Mumbai - 400 703